



Monthly Economic Newsletter for January 2021

**Prepared by / Planning and Research
Department
Research Section
2021**

index

Subject

Introduction

Commercial licenses

First: licenses sector

Kuwait exports

First: exports to Arab countries

Second: exports to countries of the world

Third: Exports to the countries of the gulf cooperation council

Precious metals

the support .

Commercial indicator

First: Commercial indicator

Second: Trademark

Exhibitions

introduction

The monthly commercial newsletter is produced once every month and contains the most important achievements of the ministry. In addition, It contains the economic events. It is produced specifically for decision makers in the Ministry of Commercial and Industry, and people who are interested in economic affairs in general.

Commercial Licenses


Individual commercial licenses sector

1. Volume of Licenses Issued by Economic Sector:

The number of individual commercial licenses that the Ministry agreed to issue during January 2021 reached (156) licenses in various economic activities, including (36) licenses in the simple crafts sector, (26) licenses in food sector, (22) marketing, banking and hotels, (19) licenses in Animals and plant products (14) licenses in Textiles and Luxuries, (9) licenses in the Base and electronics.

Table of numbers of individual commercial licenses according to economic sectors during January 2021

Ratio %	2021 January	Economic sector	Statement
1	1	business services craft	1
4	7	Craftsmanship and repairs	2
12	19	Animal and planet products	3
14	22	Marketing banking and hotel	4
17	26	Dietary meals	5
1	1	Base and electronics	6
9	14	Textiles and luxuries	7
3	4	Security safety and medical supplies	8
3	4	Equipment and construction materials	9
6	9	Fundamental and machinery	10
4	7	Commercial business services	11
4	6	Media and entertainment	12
23	36	Simple crafts	13
100	156	Total	



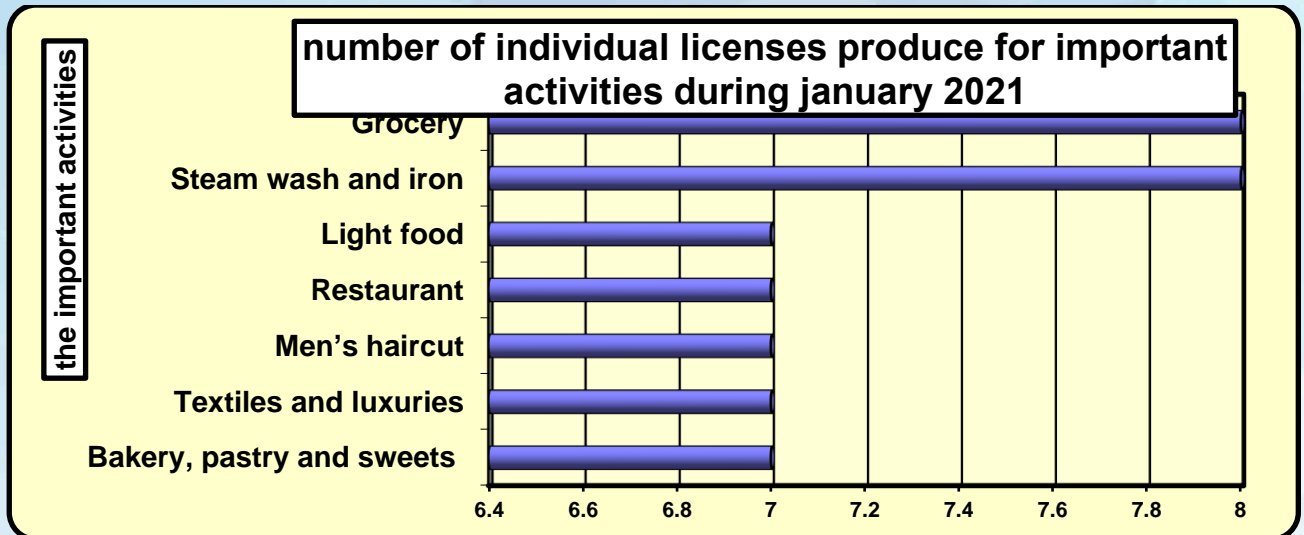
2. Volume of licenses with respect to activities:

licenses were classified during one month into several economic activities (156) reaching (7) classifications. Some other activities were not classified due to their small size and large number.

Most notably activity was (Grocery, Steam wash and iron) at a rate estimated about 5% of the total licenses, followed by the activity of (Light Food, Restaurant, men's haircut, Luxuries, Sweet and pastries) at a rate of 4% of the total licenses, followed by the activity of (men's barber shop) at a rate of 4% of the total licenses, and the rest of the licenses for other activities are excused from classification were at rate of 67% from total licenses.

Table: number of individual licenses produce for most important activities during January 2021

(%) ratio	Quantity	Activity
5	8	Grocery
5	8	Steam wash and iron
4	7	Light food
4	7	Restaurant
4	7	Men's haircut
4	7	Textiles and luxuries
4	7	Bakery, pastry and sweets
67	105	Other activities
100	156	Total



3: Volume of licenses for companies of persons issued by activities .

(634) licenses were classified during the month into many economic activities (10) activities, with some other activities that could not be classified due to their small size and large number.

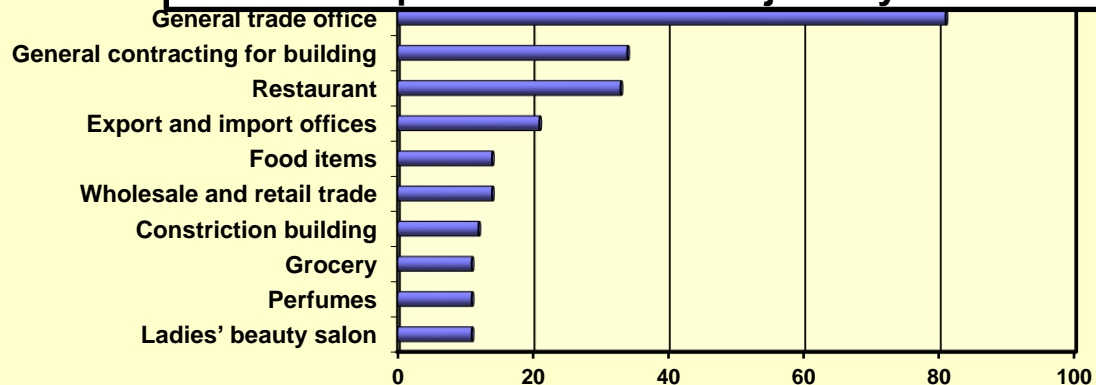
Most notably, (general trade office) activity was about 13% of the total licenses, followed by (General contracting for building, Restaurant) at a rate of about 5% of the licenses, followed by the following activities (import and export office) at a rate of about 3% for each activity from the above, followed by the following activities (Food items, Wholesale and retail trade, Building construction, Grocery, perfume, Ladies' beauty salon) at a rate of about 2% for each activity from the above, the rest of the licenses for other activities were not classified and they present 62% of the total licenses.

Quantity licenses of partnership companies for the most important activities for January 2021

Ratio %	quantity	Activity
13	81	General trade office
5	34	General contracting for building
5	33	Restaurant
3	21	Export and import offices
2	14	Food items
2	14	Wholesale and retail trade
2	12	Constriction building
2	11	Grocery
2	11	Perfumes
2	11	Ladies' beauty salon
62	392	Other activities
100	634	Total

quantity licenses of partnership companies for the most important activities for january 2021

the important activities

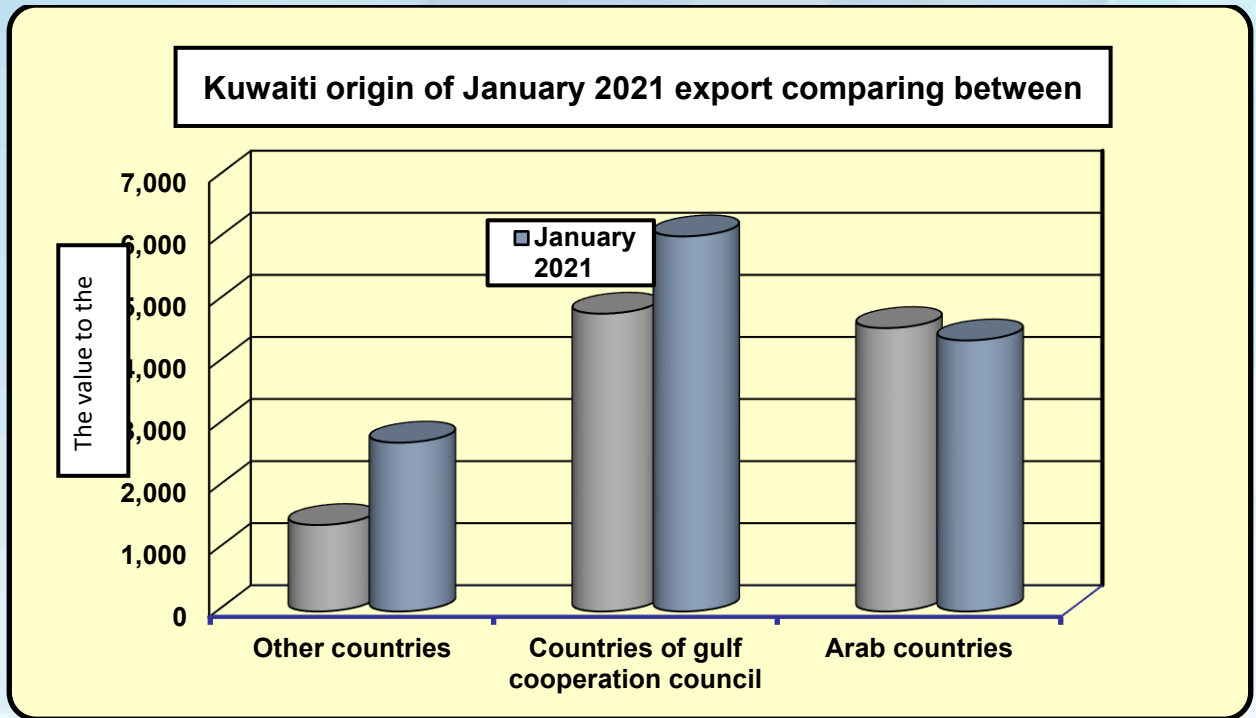


Kuwaiti exports

Total exports of Kuwait origin during January 2021 amounted about 13 million KD, and they were distributed on Gulf countries, Arab countries, and the rest of World. Arabic countries achieved the value of 4 million KD achieving percentage estimated about 33%. The percentage of the rest of the world reached about 21% achieving exports value estimated at about 3 million KD. The value of exports to the Gulf Cooperation Council countries were estimated about 6 million KD and it present 46% of the total exports. It is noted that there has been an increase in the value of total exports relative to last month's exports, which amounted to 18%. Comparing with the same month of last year, there has been an increase in the export percentage estimated about 22%.

Table 1-2: Kuwaiti origin of January 2021 export comparing between December 2020 and January 2020

2020 January	December 2020	2021 January	countries
4,565	4,626	4,366	Arab countries
4,797	5,006	6,042	Countries of gulf cooperation council
1,392	1,491	2,719	Other countries
10,754	11,123	13,127	total
82	85	100	Best record of 2020 = 100



First: Exports of Kuwait origin to Al Arabiya Group:

Iraq occupied the forefront of these countries, with exports estimated about 2 million Kuwaiti KD, at an estimated rate of about 47% of the total exports to Arab countries, followed by exports to Jordan, achieving about 29%, as the total exports were estimated about million KD, followed by the third place Egypt, where it achieved a rate of about 9%, and the value of the exports amounted to about 381 thousand dinars. The fourth place was for Algeria, where the value of the exports amounted to about 190 thousand dinars, with an estimated rate of about 4%, and as for the rest of the exports for this month, they were distributed all over Lebanon, Yemen, Morocco, Somalia, Tunisia.

It is noticeable that the exports of this month decrease to Arab countries in relation to last month's exports, which are estimated at about 6%. There has also been a slight decrease in the month's exports to Arab countries compared to the exports of the same month of last year, at a rate estimated about 4%.

Table 2-2: exports of November 2020 for Kuwait made compared with October 2020 and November 2019 for Arab countries

The value to the nearest thousand

January 2020	2020 December	January 2021	Statement
166	221	381	Egypt
136	277	137	Yemen
62	198	189	Lebanon
98	95	48	Morocco
83	41	76	Tunisia
1,133	1,106	1,285	Jordan
2,624	2,291	2,056	Iraq
150	70	-	The Sudan
	271	190	Algeria

100	—	—	Libya
12	—	—	Somalia
	52	4	Syria
1	4	—	Palestine
4,565	4,626	4,366	Total
105	106	100	best record of 100=2021

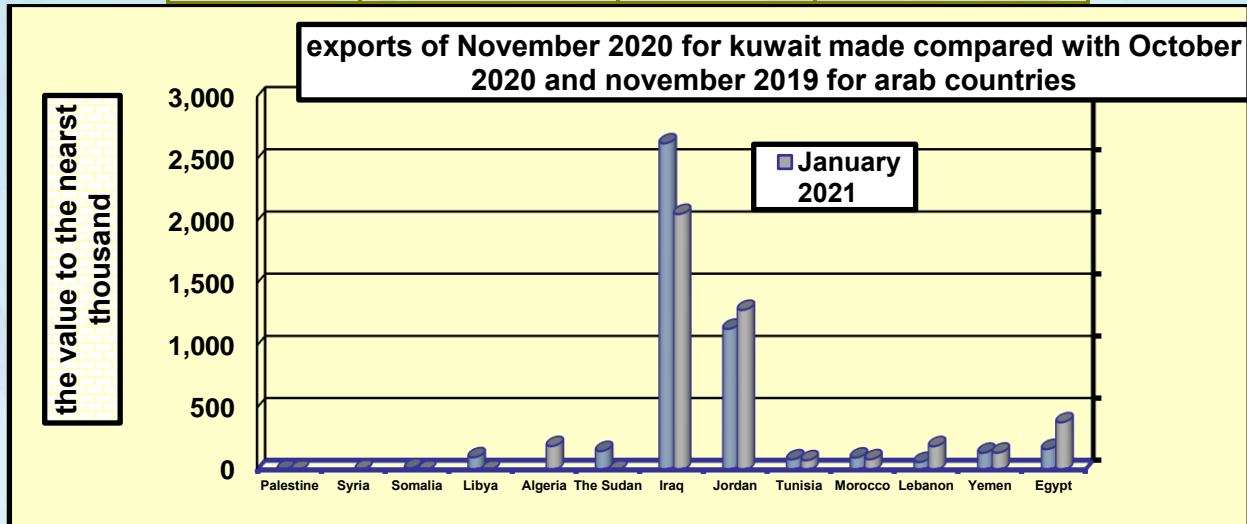


Table 2-3: Origin certificates issued for the Arab countries as per the most important national products within January 2021

Total amount (KD)	The most important Kuwaiti products which origin certificates are issued for them	Number of issued certificates	Countries that are exporting to them	S
2,055,928	Sweet ,Ceramic Adhesive ,Dairy ,Glass Bottles ,Liquid Gases ,carton ,Caustic Soda Flakes, Thermal insulator	30	Iraq	1
1,285,005	Thermal insulator, Aluminum plates, Glass Bottles, Carton boxes, Food items, polyethylene, Organic white Solvent,	193	Jordan	2
136,585	Sweet, Food items ,Caustic Soda Flakes	21	Yemen	3
190,268	plastic granules, Caustic Soda Flakes	4	Algeria	4
75,634	polyethylene, wool and fiberglass	7	Tunisia	5
48,283	Polyethylene, Aluminum Products	2	Morocco	6
189,076	plastic granules ,Glass bottles, cartons,	6	Lebanon	7

381,155	Food items , Polypropylene ,Foam dishes, Aluminum Boxes, wool and fiberglass	10	Egypt	8
3,813	micro silica	1	Syria	9
4,365,747		274	total	

Second: Kuwaiti origin exports to other countries of the world:

As for exports to other countries of the world, Belgium occupied the forefront of the world's exporting countries, achieving the value of exports amounted to about 1 million Kuwaiti dinars, with an estimation of 41% of the total exports to other world countries. Turkey ranked second with exports estimated about 500 Thousand Kuwaiti Dinars, with an estimated rate of about 36% of total exports, and the third place was for Italy, achieving the total exports amounted to about 424 thousand Kuwaiti Dinars with an estimation of about 30% of the total exports to the world countries. As for the rest of the exports of other world countries during this month, they were distributed among all Spain, India, , Greece, Slovenia, France, Cyprus ,Guiana ,Brazil ,Peru ,Portugal, Sweden ,Colombia ,Germany.

It is noticeable that the exports of the rest of the other countries of the world increased during this month relative to the last month, by an estimated 82%, while there was a clear increase in exports for the rest of the other countries in relation to exports of the same month last year, estimated about 92%.

Table4-2: value of Kuwaiti exports originating in other countries of the world during January 2021

Ratio %	Value to the nearest thousand	country	Statement
18.5	502	Turkey	1
15.6	424	Italy	2
2.1	56	Spain	3
40.9	1,112	Belgium	4
2.1	56	India	5
1.3	35	Greece	6
1.4	38	Slovenia	7
12.0	325	France	8
0.5	13	Poland	9
1.5	42	Cyprus	10
1.1	30	Guyane	11
1.2	32	Brazil	12
0.5	13	Peru	13
0.5	13	Portugal	14
0.2	6	Sweden	15
0.3	9	Colombia	16

0.5	13	Germany	19
100	2,719	Total	
51	1,392	Total of January 2020	
55	1,491	Total of December 2020	

Table 2-5: Certificates of Origin issued to other countries of the world according to the most important products during the month of January 2021

Most important Kuwaiti product for which certificates of origin are issued	Total value (k.d)	Export certifications number	Export to countries	S
Polyethylene	501,976	22	Turkey	1
Polyethylene (Caustic soda peel)	1,111,632	16	Belgium	2
Base oil	55,721	5	India	3
Polyethylene (Caustic soda peel)	325,016	15	France	4
Polyethylene	12,707	2	Poland	5
Polyethylene	37,892	4	Slovenia	6
White solvent	30,080	1	Guyane	7
Polyethylene	34,809	4	Greece	8
Polyethylene, ferro-silicon	424,132	5	Italy	9
Polyethylene (Caustic soda peel)	42,341	2	Cyprus	10
Caustic soda peel	13,238	1	Germany	11
Polyethylene	12,935	1	Portugal	12
Polyethylene	55,599	2	Spain	13
Caustic soda peel	31,990	3	Brazil	
Caustic soda peel	12,826	1	Peru	
Caustic soda peel	9,501	3	Colombia	
Polyethylene	6,468	1	Sweden	
	2,718,863	88	Total	

Third: Kuwait origin exports to Gulf Countries.

As for exports to the countries of the Gulf Cooperation Council, Qatar occupied the forefront of the exporting Gulf countries, as the value of their exports amounted to about 2 million Kuwaiti Dinars, with an estimation rate of about 42% of the total exports, and United Arab Emirates ranked second with exports estimated at about 2 million KD by an estimation of 27% of the total exports. Saudi Arabia ranked third, as its total exports amounted to about 1 million Kuwaiti Dinars with an estimation of 22% of the total exports to the Gulf countries. As for the rest of the exports during this month, they were distributed to each of Bahrain and the Sultanate of Oman.

It is noticeable that the exports of the Gulf Cooperation Council countries increased during this month compared to the previous month, by 21%, while there was an increase in the month's exports to the Gulf Cooperation Council countries in relation to the same exports of month in last year with an estimation of 26%

Table 2-6: cooperation council for the Arab States of the Gulf statement during January 2021

2020 January	2020 December	2021 January	Country
710	1,094	1,329	Saudi Arabia
1,743	1,505	2,582	Qatar
1,864	1,671	1,653	UAE
184	560	275	Sultanate Oman
296	176	203	Bahrain
4,797	5,006	6,042	Total
79	83	100	Best record 100=2020

Table 2-7: Origin certificates issued for the Gulf Cooperation Council countries as per the most important national products within January 2021

Total amount (KD)	The most important Kuwaiti products which origin certificates are issued for them	Number of issued certificate	Export to countries	
2,581,812	Food items ,carton boxes ,wool and fiberglass , Alkyd plastics ,aerosol product ,Liquids ,Iron bridges , Protection panels Polypropylene ,liquid gases Diapers , ,Foam dishes , Plastic materials ,paper bags, Birds	130	Qatar	1
1,653,467	Perfumes, Dyes, animal fat ,Base oil, Birds, , Plastic materials , white solvent, food items, liquid gases, McLanes petroleum coal	122	UAE	2
1,328,499	liquid gases , Proprotein, Glass bottles ,Plastic materials , Perfumes , carton boxes , food items , Sheep ,Camel ,Birds , McLanes petroleum coal	200	Saudi Arabia	3
275,072	Caustic soda peel , Air conditions ,wool and fiberglass ,aerosol product , white solvent , paper bags, Birds	41	Sultanate Oman	4
202,833	liquid gases , Electric lifts ,Hydrochloric acid ,Caustic soda peel , , food items , Greases Sheep , Birds , white solvent	78	Bahrain	5
6,041,683		571	Total	

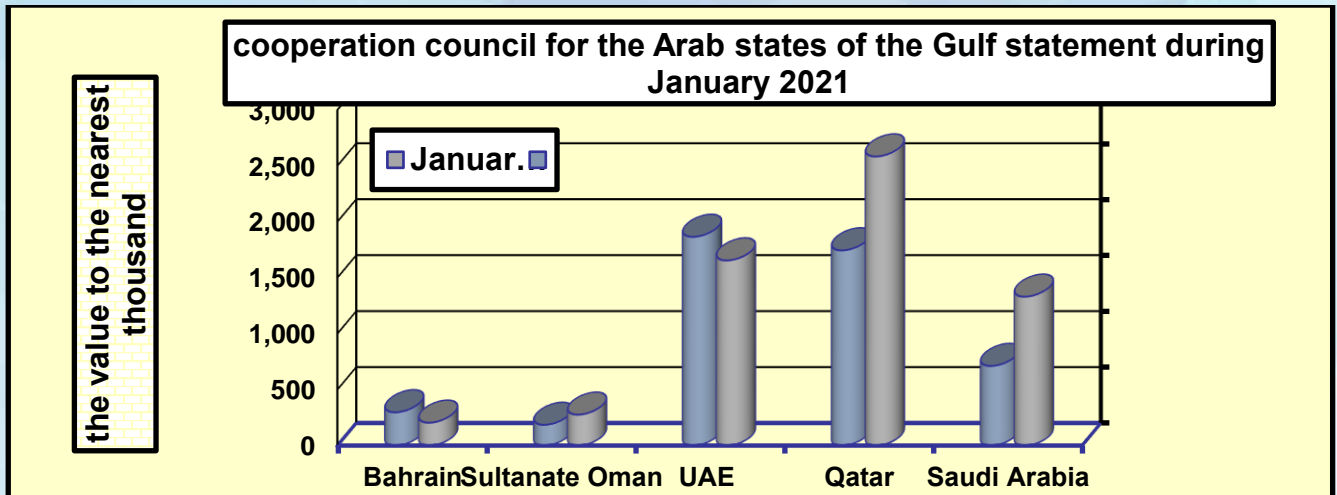


Table 2-8: countries of the world comparison statement for origin certification during January 2021

Total value (k.d)	Number of certifications issued	Statemen
4,796,631	571	Gulf Cooperation Council countries
4,012,575	256	Asia
620,339	24	Africa
1,312,344	75	Europe
11,640	-	Australia
-	1	The Americas
10,753,529	933	Total

Table 2-9: KPC External for petroleum of origin certifications during January 2021

Total value (k.d)	The most important Kuwaiti products for which certifications of origin issued	Number of certifications issued	Export to countries	م
-	-	-	Egypt	1
-	-	-	UAE	2
-	-	-	Total	

-Precious metals

The ministry stamped about 2 tons of gold during January 2021, compared to about 1.7 tons in January 2020.

There was a decrease in the quantities of silver that were stamped during this month compared to January 2020, as it reached about 45 kg during this month, after recording about 211 kg during January of last year.

There has been an increase also in the quantities of valuable stones that were examined and evaluated by the ministry, which was estimated about 1108% compared to last January, as the quantities of stones reached 290 pieces during the current month, compared to 24 pieces during last January.

The quantity of gold and silver bars reached 1,082 tons during this month, compared to 133 kg in January 2020, an increase of 713%.

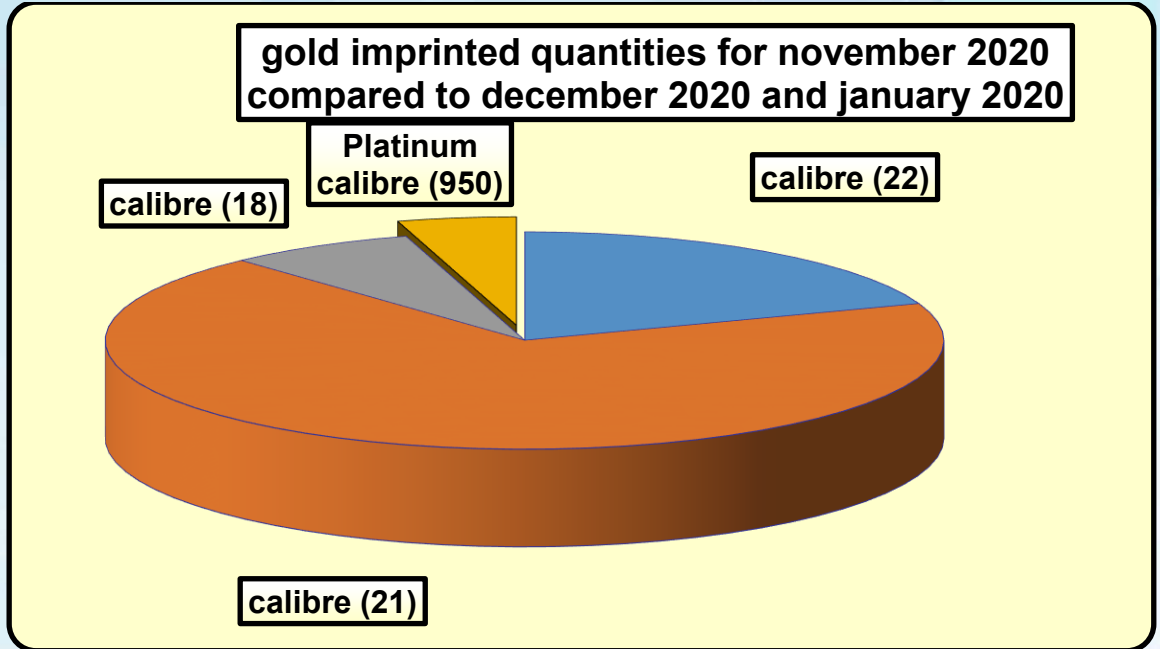
Table 1-3: jewelry and precious stones quantities and collected fees during January 2021 comparison >>>

% change	2020January	2021 January	Statement
30	1,710.423	2,226.952	Quantities of gold stamping (kilograms)
30	85,521.150	111,347.600	Gold stamping fees (KD)
(78)	211.589	45.823	Amount of silver stamping (kilograms)
(54)	1,057.945	490.916	Silver stamping fees (KD)
1108	24	290	Quantities of valuable stones examined and evaluated (piece)
170043	20.520	34,913.259	Examination fees (KD)
713	133.204	1,082.347	Amount of gold and silver bullion (kilograms)
710	6,660.200	53,955.890	Bullion fees (KD)

Table 2-3: gold imprinted quantities for November 2020 compared to December 2020 and January 2020

Total	Platinum (950) calibre	calibre (18)	calibre (21)	calibre (22)	Statement	
1,315.511	0.034	19.274	1,088.224	207.979	Local source	2021January
911.441	101.776	142.363	440.853	226.446	External source	
2,226.952	101.810	161.637	1,529.077	434.428	Total	
1,455.056	—	29.536	1,225.71	199.813	Local source	December 2020
854.420	0.090	299.033	329.014	226.283	External source	
2,309.476	0.090	328.569	1,554.721	426.096	Total	
756.275	—	16.305	580.562	159.408	Local source	2020 January

954.148	0.280	317.787	156.165	479.916	External source
1,710.423	0.280	334.092	736.727	639.324	Total



Giving Support.

- The Ministry provided within November 2020 support for many of materials, in amount of about 12 million Kuwaiti Dinar (12,354.261 KD), so its support has been decreased in rate about 7% from last month.
- The basic materials set which are provided with the rationing cards for this month got about 7.9 million KD, in percentage of 64% of the aforementioned support, this set contains Beshawer rice, sugar, ordinary powdered milk, vegetable oil, tomato paste, chicken, lentils and flour.
- It is noticeable that; its support has been increase in percentage of 27% in comparing of last December, but if we add to this set the support of the infant's milk and feeders with percentage of 4% of the total support, so the gross total support for Flour Mills Company is about 64% of the total support provided within January 2021.
- Also, the previous support amount has been given to the Kuwaiti companies for ration, which total amount was about 9 million KD, its support has been increasing with percentage of 28% from what was given within last month.
- The cement support amount for Kuwait Flour Mills and Bakeries Company and Kuwait Cement Company reached about

384 thousand KD, with percentage of about 3% of the total support, it is noticeable that; its support has been decreased with percentage of about 17% from last month.

- The iron support amount which was provided by the Ministry within the month was about 1.5 million KD, which represents about 10% of the month support, it is noticeable that; an decreasing with percentage of about 17% was happened in comparing of the last month.
- The support of the isolating white bricks within this month reached about 281 thousand KD, with percentage of 2% of the total support of the month; it is noticeable that; an increasing with percentage of about 11% was happened in comparing of the last month.
- • The conditioning support reached about 877 thousand KD, with percentage of 6% of the total support of the month; it is noticeable that; an increasing with percentage of about 53% was happened in comparing of the last month.
- • Concrete support reached about 1 million KD, with percentage of 8% of the total support of the month; it is noticeable that; a decrease with percentage of about 5% was happened in comparing of the last month.
- • The cements bricks support reached about 356 thousand KD, with percentage of 2% of the total support of the month; it is noticeable that; an increasing with percentage of about 30% was happened in comparing of the last month.
- • Sanitary ware sets support reached about 246 thousand KD, with percentage of 2% of the total support of the month; it is noticeable that; an increasing with percentage of about 40% was happened in comparing of the last month.
- • The electrical wires support reached about 298 thousand KD, with percentage of 2% of the total support of the month; it is noticeable that; an decrease with percentage of about 12% was happened in comparing of the last month.
- • Ceramic and porcelain support reached about 15 thousand KD, with a negligible percentage of the total support of the month; it is noticeable that; an increasing with percentage of about 373% was happened in comparing of the last month.
- • The external cladding support reached about 167 thousand KD, with a negligible percentage of the total support of the month; it is noticeable that; an decrease with percentage of about 30% was happened in comparing of the last month.
- It was provided about 353 thousand cement sacks for 203 beneficiaries, 7.8 thousand tons of iron to 177 beneficiaries, it was provided limestone bricks to 1 beneficiary. And its quantity reached 1,500 bricks. And the white insulating bricks were disbursed to 177 beneficiaries. And its quantity reached about 16 thousand square meters. The cement bricks were disbursed to 175 beneficiaries, and its quantity reached about 2 million bricks.

The ready-mixed concrete was disbursed to 176 beneficiaries, and its quantity amounted to about 70 thousand cubic meters, and these materials were during the month of January 2021. Or the number of beneficiaries of air conditioning, it reached 144 beneficiaries, and an amount of 720 dinars was disbursed, and the number of health kits benefited from 148 beneficiaries, and an amount estimated at 45,000 dinars was disbursed to them, and the number of ceramic and porcelain beneficiaries reached 5 beneficiaries. About 9 thousand dinars were disbursed, and as for electrical wires, the number of beneficiaries was 53, and 79 thousand dinars were paid to them. As for the beneficiaries of the rough dyes, their number reached 40, and 57 thousand dinars were disbursed to them during January 2021.

Support amounts spent statement during January 2021 and December 2020

Outgoing support		Quantities spent on subsidy	Weight or packing	Material	s
Dinar	Fils				
(1) Kuwait Supply Co					
4,896,950	000	13,500,000	KG	Peshawar Rice	1
/	/	/	KG	Sugar	2
1,878,431	688	107,352	6pack carton	Powder milk	3
1,002,511	228	169,897	6pack carton	Vegetable oil	4
102,361	889	125,052.700	Carton	Tomato paste	5
869,172	549	2,836.210	KG	Chicken	6
27,100	000	500,000	KG	Lentil	7
/	/	/	KG	Flour	8
8,776,527	354	Total Basic material support			
18,811	000	1,000	Carton package 24 x 0.400 gr	Baby nutrition Cerelac	1
15,479	664	1,030	Carton Package 12 x 0.400 gr	Nan baby milk(1)	2
33,063	360	2,200	Carton Package 12 x 0.400 gr	Nan baby milk(2)	3
50,314	500	4,500	Carton Package 12 x 0.400 gr	Nan baby milk(3)	4
58,429	280	1,400	Carton package 24 x 0.400 gr	Similac gold baby milk(1)	5
103,220	865	2,403	Carton package 24 x 0.400 gr	Similac gold baby milk(2)	6
70,424	228	2,035	Carton package 24 x 0.400 gr	Similac gold baby milk(3)	7
18,530	127	567	Carton package 24 x 0.400 gr	baby nutrition pediashure complete +1	8
34,519	150	1,175	Carton package 24 x 0.400 gr	Similac baby milk total comfort(1)	9
44,067	000	1,500	Carton package 24 x 0.400 gr	Similac baby milk total comfort(2)	10
29,275	000	1,000	Carton package 24 x 0.400 gr	Similac baby milk total comfort(3)	11
21,093	940	700	Carton package 24 x 0.400 gr	S26 pro gold baby milk	12
26,541	400	1,000	Carton package 24 x 0.400 gr	S26 promeal gold baby milk(2)	13
3,618	440	350	Carton package 24 x 0.400 gr	Aptamil baby milk(1)	14
1,885	275	250	Carton package 24 x 0.400 gr	Aptamil baby milk(2)	15
3,923	880	300	Carton package 24 x 0.400 gr	Bebelac baby milk(1)	16
2,345	680	200	Carton package 24 x 0.400 gr	Bebelac baby milk(2)	17
1,500	000	100	Carton Package 12 x 0.400 gr	Kabrita gold 1	18
4,500	000	300	Carton Package 12 x 0.400 gr	Kabrita gold 2	19
1,500	000	100	Carton Package 12 x 0.400 gr	Kabrita gold 3	20
543,042	789	Total baby milk and nutrient support			
9,319,570	143	Total outgoing support to Kuwait Supply Company			
15,442	560	16,086	50kg bag	Black cement for real estate loan recipients	Kuwait Cement Company (2)
/	/	/	Square meters	Black cement for real estate loan recipients	Kuwait National Industries Company (3)
368,615	520	365,690	Brick	Cement Supply	1

1,488,982	950	8,391	Tons	Iron	2
281,306	944	16,361	Square meters	Insulating white bricks	3
876,750	000	167	Beneficiaries	Air conditioner	4
1,176,701	400	59,610	Square meters	Ready mix cement	5
356,428	800	2,652,000	Brick	Cement bricks	6
113,610	000	352	Beneficiaries	Sanitary sets	7
275,520	000	176	Beneficiaries	Electrical wires	8
14,910	000	9	Beneficiaries	Ceramic and porcelain	9
166,635	000	107	Beneficiaries	External cladding	10
/	/	/	Beneficiaries	Waterproofing	11
5,134,903	174	Total support spent on construction materials			
14,454,473	317	The total support spent for the month of January 2021 is (nine million five hundred ten thousand eight hundred eighty Kuwaiti Dinars, five hundred seventy-four fils)			

Table 4-2: support disbursed amounts by major groups during January 2021 compared to January 2020

Percentage%	2020 January	January 2021	Statement
-25	11,750	8,777	Basic materials
-2	552	543	Supporting baby milk and nutrients
-38	8,289	5,135	Construction * materials
-	-	-	Sheep support
-30	20,591	14,454	Outgoing support

Table 4-3: subsidized construction materials beneficiaries during January -2021 compared to January 2020

%Percentage		2020 January		2021 January		Unit	Material
Amount	Number of beneficiaries	Amount	Number of beneficiaries	Amount	Number of beneficiaries		
26-	-25	479,065	270	398,170	203	Bag	Cement
27-	-26	10,697	238	7,845	177	Tons	Iron
42-	-50	2,600	2	1,500	1	Brick	Lime Bricks
27-	-26	21,740	238	15,880	177	Brick	Insulating white bricks
28-	-26	3,249,000	238	2,329,000	175	Brick	Cement bricks
27-	-25	95,820	235	69,870	176	Square meters	Ready Mix Concrete

Amounts in KWD*

% Change percentage	2020 January	2021 January	Material
---------------------	--------------	--------------	----------

Amount	Number of beneficiaries	Amount	Number of beneficiaries	Amount	Number of beneficiaries	
-28	-28	1,000,000	200	720,000	144	Air conditioner
-75	-76	183,100	610	44,930	148	Sanitary sets
-53	-62	18,200	13	8,500	5	Ceramic and porcelain
-81	-80	404,400	271	78,600	53	Electrical wires
-85	-84	378,700	253	57,400	40	Coarse dyes

indicators

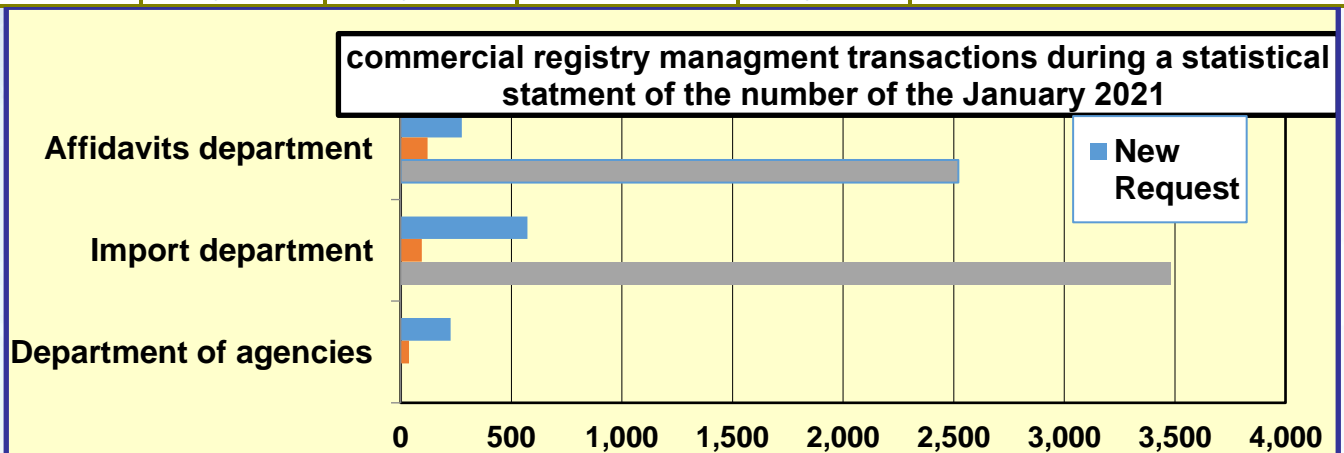
(Commercial Registry – Trademarks)

First: the commercial registry:

The number of commercial registry department requests (affidavits, imports, agencies) reached 7,333 applications distributed into 3 departments, the import department ranked first and got 57%, the affidavits section came in second with 40% and finally the agencies section with a rate equivalent to 4%

commercial registry management transactions during A statistical statement of the number the month of January 2021

Percentage %	Total	Cancelled request	under Request implementation	New Request	Statement
40	2,919	2,521	121	277	Affidavits department
57	4,151	3,482	96	573	Import department
4	263	0	37	226	Department of agencies
100	7,333	6,003	254	1,076	Total

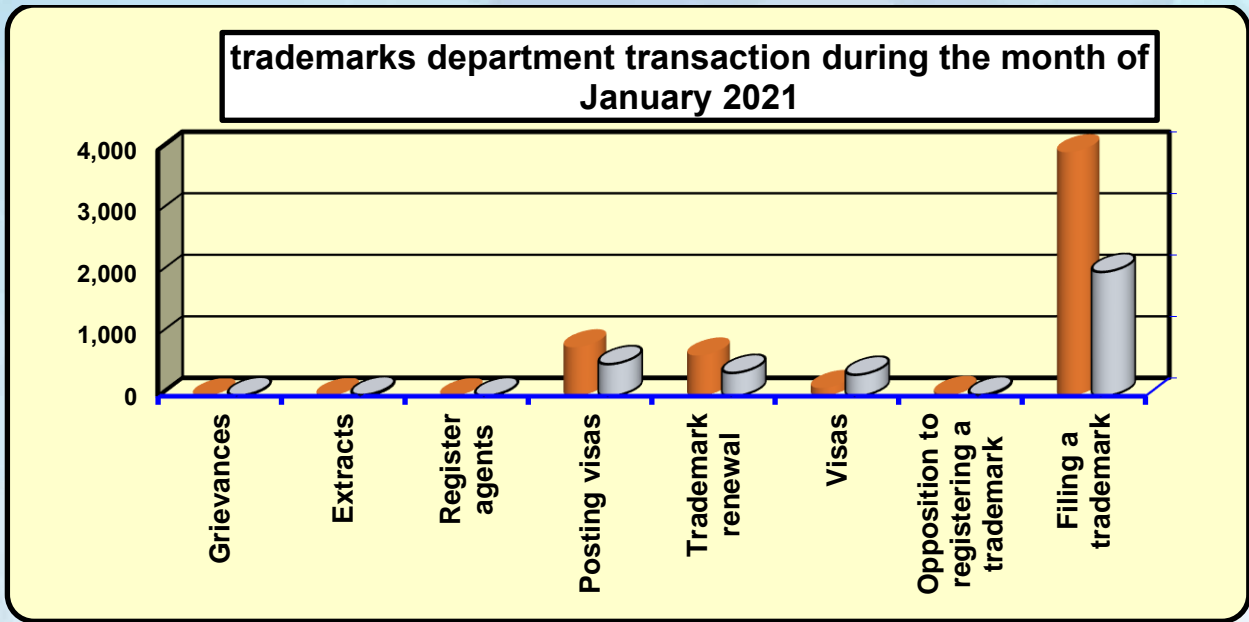


Second: trademark:

- 1-A trademark filed amounted to 3,9636 transactions during the month of January 2021.
- 2-The mark on a trademark reached 2232 transaction during the month of November 2020.
- 3- A trademark renewal request reached 475 transactions, during the month of November 2020.
- 4- the publication of visas reached 699 transaction, during the month of November 2020.
5. The publication of visas reached 792 transactions during the month of January 2021.
- 6.The agents' commercial record reached 1 transaction during the month of January 2021.
7. Extracts amounted to 3 transactions during the month of January2021.

Table 5-1: trademarks department transaction during the month of January 2021

Change Percentage %	(KWD) Fees	Number	Type of transaction
97	553,705	3963	Filing a trademark
100	3,230	34	Opposition to registering a trademark
-62	2,070	130	Visas
75	1,746,365	659	Trademark renewal
53	33,040	792	Posting visas
-67	140	1	Register agents
-82	135	3	Extracts
-	-	-	Grievances
69	2,338,375	5,582	total



Inside country and international exhibitions

Temporary exhibitions were suspended as a precaution to prevent the emerging of corona virus, Circular No. (5) of 2020 dated 26/2/2020 until further notice