



Monthly Economic Newsletter for March 2021

**Prepared by / Planning and Research
Department
Research Section 2021**

Index

Subject
The Introduction
Commercial licenses:
First: the licensing sector
Kuwaiti exports:
First: Exports to Arab countries
Second: Exports to countries of the world
Third: Exports to the Gulf Cooperation Council countries
Precious metals
Support
Commercial indicators
First: The commercial register
Second: Trademarks
Exhibitions

Introduction

The monthly commercial bulletin is a monthly publication concerned with monitoring the most important achievements of the Ministry, in addition to the most prominent economic events, and is issued specifically for the decision-makers of the Ministry of Trade and Industry, and those interested in economic affairs in general.

Commercial licenses

First: Individual commercial licenses sector:

1. The volume of licenses issued according to activities:

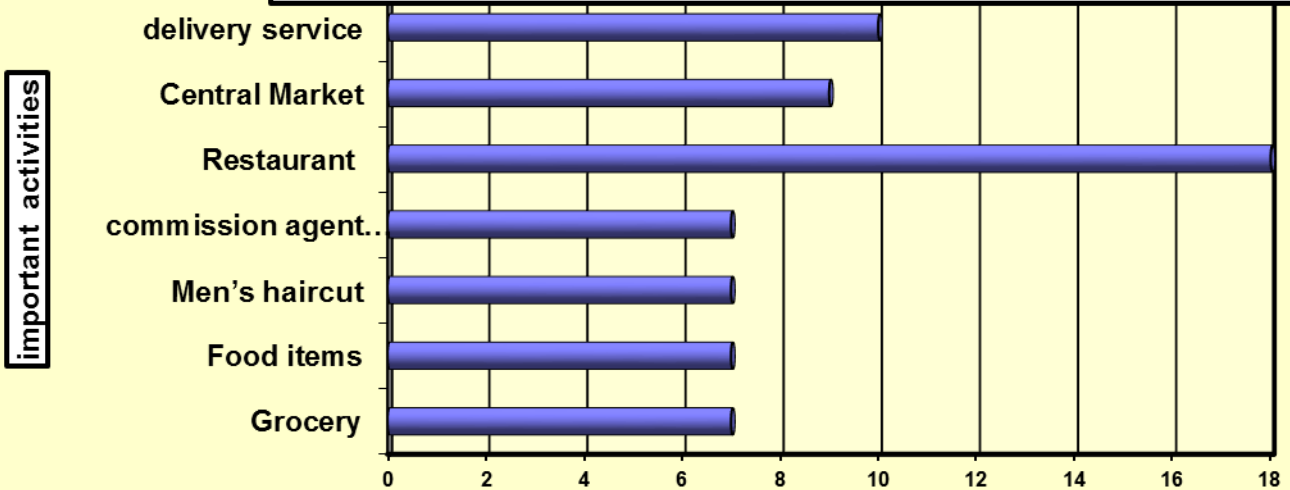
The (235) licenses were classified during the month into several economic activities reaching to (7) classification, in addition to other activities that could not be classified due to their small size and large number.

Most notably, the activity (restaurant) was about 8% of the total licenses, followed by the following activities (Delivery of consumer orders - central market) at 4%, followed by other activities (commission agent imports and export- grocery- Food items) at a rate of about 3% of the total licenses, The rest of the licenses for other activities, excused to be classified, accounted for 72% of the total licenses.

Quantity licenses of partnership companies for the most important activities for March 2021

Percentage%	quantity	activity
8	18	Restaurant
4	10	Delivery of consumer orders
4	9	Central Market
3	7	commission agent imports and export
3	7	grocery
3	7	Men's haircut
3	7	Food items
72	170	Other activities
100	235	total

Number of individual licenses produce for most important activities during March 2021



2. The volume of licenses for companies of persons issued according to activities:

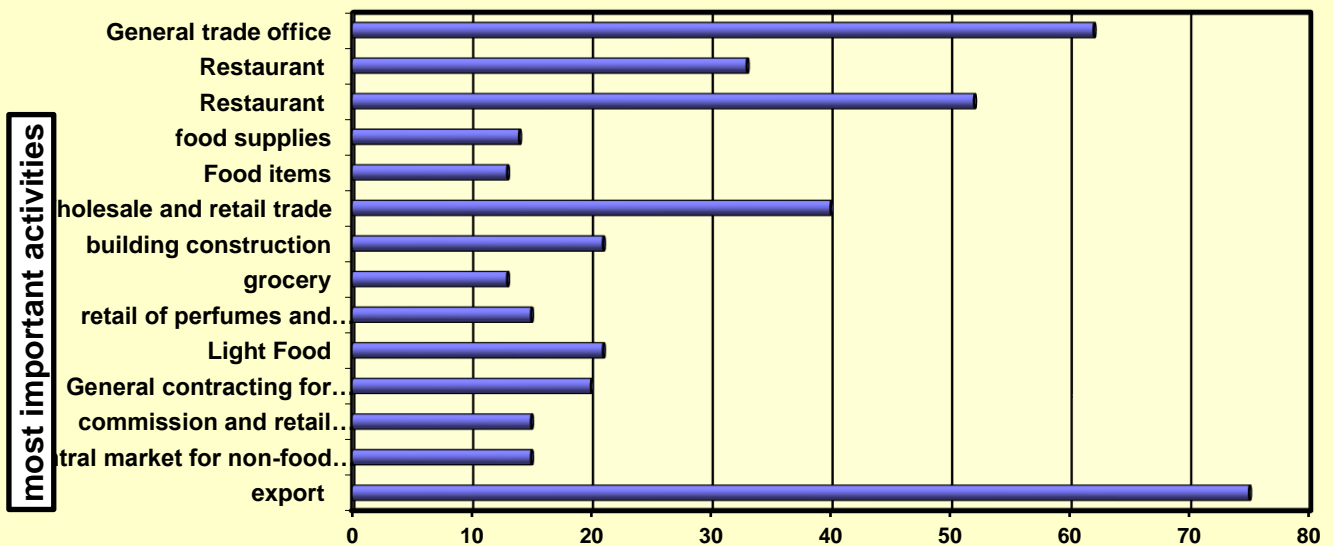
The (1.055) licenses were classified during the month into several economic activities reaching to (14) classification, in addition to other activities that could not be classified due to their small size and large number.

Most notably, the activity (Export and import offices) was about 7% of the total licenses, followed by the following activities (General trade office) at 4%, followed by other activities (Restaurant) at a rate of about 3% of the total licenses, followed by the following activities (light food, General contracting for buildings) at a rate of about 4% followed by activity (Restaurant) at a rate of about 3% followed by the following activities (Light Food, General contracting for buildings, building construction) at a rate of about 2% for each activity above, followed by the following activities (commission agent and commission trading, Central market for non-food items, Retail sale of perfumes and cosmetics, food supplies, Food items , grocery) at a rate of about 1% The rest of the licenses for other activities, excused to be classified, accounted for 61% of the total licenses.

Statistics of personnel company licensing for important activities during March 2021

Percentage%	quantity	activity	statement
7	75	Export and import offices	1
6	62	General trade office	2
5	52	Restaurant	3
4	40	Wholesale and retail trade	4
3	33	Restaurant	5
2	21	Building construction	6
2	21	Light food	7
2	20	General contracting for buildings	8
1	15	Commission agent import and export	9
1	15	Central Market for non-food items	10
1	15	Retail sale of perfumes and cosmetics	11
1	14	Food supplies	12
1	13	Food items	13
1	13	grocery	14
61	646	Other activities	15
100	1,055	Total	

number of licenses for partnership companies for the most important activities of March 2021



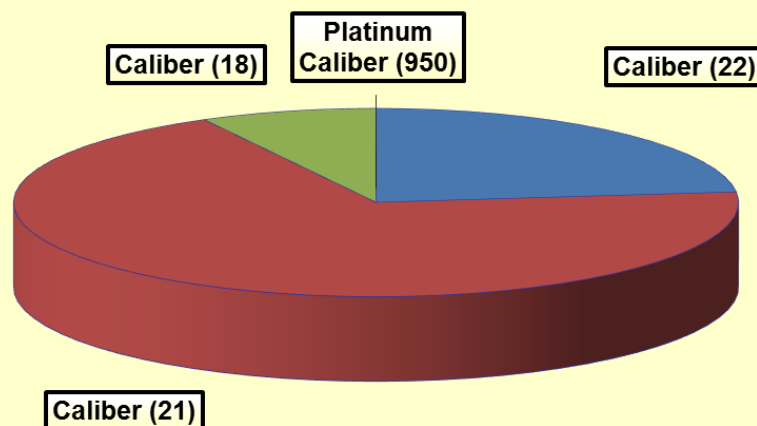
3. The volume of licenses issued to individuals companies' by governorates:

Hawalli Governorate acquired the highest share of individuals companies' licenses issued during the month of March 2021, amounting to 32% of the total issued licenses, from the total 338 licenses. In the second place, the Capital Governorate comes with a total of 303 licenses, with an estimated rate of 29% of the total licenses, followed by Al-Farwaniyah governorate in the third place, with an estimated percentage of licenses of about 18%, which is equivalent to 194 licenses. Al-Ahmadi Governorate came in fourth place, achieving about 9% of the total issued licenses, which is equivalent to 98 licenses. As for the fifth place, Mubarak Al-Kabeer Governorate achieving 6% of the total licenses, which is equivalent to 64 licenses. The Sixth and last place for Al Jahra Governorate, the licenses achieved a percentage estimated at 5%, which is equivalent to 56 licenses.

Licenses for people companies by governorates for the month of March 2021

Percentage%	Licenses number	province
32	338	Hawalli
29	303	Capital Governorate
18	194	Farwaniya ¹
9	98	Ahmadi
6	64	Mubarak Al-Kabeer
5	56	Jahra
100	1,053	total

the quantities of stamped gold during March 2021

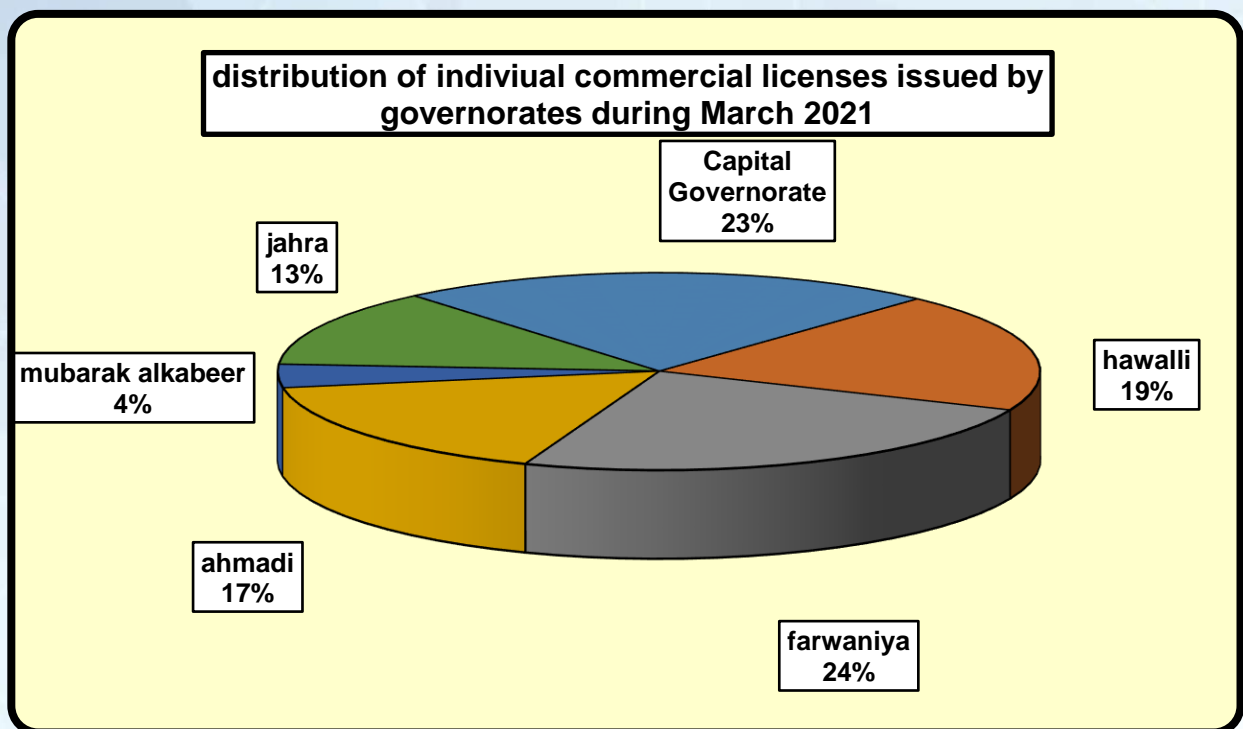


4. The volume of individual licenses issued by governorates:

Farwaniya governorate has acquired the highest share of individual commercial licenses during the month of March 2021, amounting to 24% of the total issued licenses, which is equivalent to 57 licenses. As for second place, the Capital Governorate comes with a total of 54 licenses, which is 23% of the total licenses. Followed by Hawalli Governorate in third place. The percentage of its licenses is around 20%, which is equivalent to 46 licenses. Al-Ahmadi Governorate came in the fourth place, achieving about 17% of the total issued licenses, which is equivalent to 39 licenses. The fifth place is for Al Jahra Governorate, achieving 13% of the total licenses, which is equivalent to 30 licenses. The sixth and last place is for Mubarak Governorate Al Kabeer licenses achieved a rate estimated at 4%, which is equivalent to 9 licenses.

Individual commercial licenses by governorates for the month of March 2021

Percentage%	Licenses number	province
24	57	Farwaniya
23	54	Capital Governorate
20	46	Hawalli
17	39	Ahmadi
13	30	Jahra
4	9	Mubarak Al-Kabeer
100	235	total



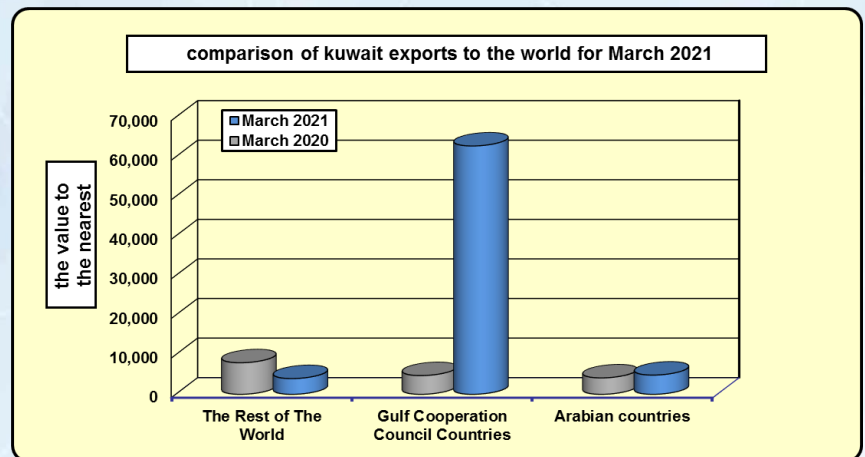
Kuwaiti exports

The total exports of Kuwaiti origin during March 2021 amounted to about 72 million KWDs distributed to the Gulf Cooperation Council countries, Arab countries, and the rest of the world. The share of exports to Arab countries was about 5 million KWDs, achieving a percentage estimated at about 7%. The rest of the world countries are about 6%, with exports estimated at about 4 million Kuwaiti dinars, and the value of exports to the Gulf Cooperation Council countries is about 63 million, with an estimated rate of 88% of the total exports. It is note that there has been a increase in the value of total exports relative to last month's exports, which amounted to 479%. As for comparison with the same month of last year, there has been a decrease in the month's exports estimated at about 352%.

Table 1-2: Kuwaiti origin of March 2021 export comparing between February 2020 and March 2020

The value to the nearest thousand

2020 March	2021 Feb	2021 March	Countries
4,139	3,862	4,851	Arabian countries
7,965	4,696	62,753	Gulf Cooperation Council Countries
4,724	3,809	3,967	The Rest of The World
16,828	12,367	71,571	Total
24	17	100	Record for the year 100=2021



First: Kuwaiti exports of origin for the Al Arabiya Group:

Jordan was at the forefront of these countries, with exports estimated at about 2 million Kuwaiti dinars, at a rate of about 41% of the total exports to Arab countries, followed by exports to Iraq, achieving about 18%, as its total exports were estimated at about 890 thousand Kuwaiti dinars. Egypt comes in third place, where it achieved an estimated rate of about 14%, and the value of its exports amounted to about 694 thousand Kuwaiti dinars, and in fourth place Yemen, where the value of its exports amounted to about 438 thousand Kuwaiti dinars, and an estimated rate of 9%. Distributed in Lebanon, Palestine, Morocco, Tunisia, Sudan, Algeria, Syria and Libya. It is noticeable that the exports of this month to the Arab countries increase in relation to last month's exports, which is estimate at about 26%, and there has been no significant change for the same month of last year.

Table 2-2: Comparative Kuwaiti exports for the month of March 2021 to the months of February 2021 and March 2020 for the Arab Countries Group
The value to the nearest thousand

2020 March	2021 Feb	March 2020	statement
1,029	1,036	694	Egypt
277	171	438	Yemen
433	60	245	Lebanon
120	56	32	Morocco
—	113	—	Tunisia
1,090	1,018	2,030	Jordan
976	971	890	Iraq
59	59	147	Sudan
142	55	50	Algeria
—	6	19	Syria
13	317	300	Palestine
—	—	6	Liberia
4,139	3,862	4,851	total
85	80	100	The Record of 2021=100

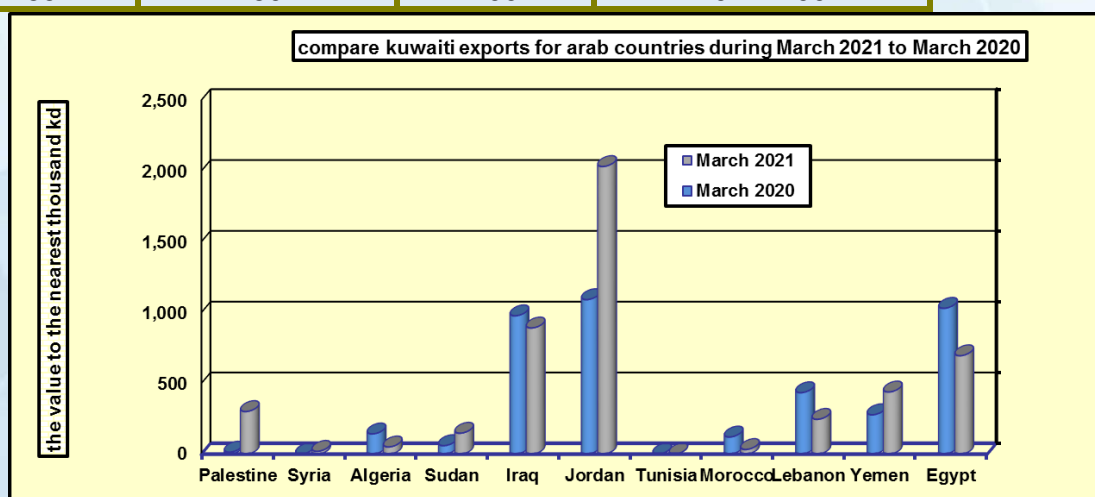


Table 2-3: Certificates of Origin issued to Arab countries according to the most important national products during March 2021

Product Type	March 2021		country	s
	The total value (KD)	Number of certificates		
white solvent clothes empty cartons boxes base oil plastic rolls liquid gases wool and foodstuffs plastic fiberglass, caustic soda tubes Desserts peel	2,029,969	269	Jordan	1

‘empty glass bottles ‘ polyethylene Hydrochloric oil				
ceramic ‘ liquid gases polystyrene ‘ adhesive Air ‘ boards ‘chickens ‘ conditions ‘ Hydrochloric acid water bottles ‘ dairy manufacture of empty ‘ ampoules ‘ Desserts ‘ cartoon ‘thermal insulator dyes	889,443	33	Iraq	2
‘Elderly diapers liquid ‘ polyethylene iron silicon ‘ gases	693,791	9	Egypt	3
metal ‘ Desserts buildings caustic ‘ prefabricated plastic ‘ soda peel foodstuffs ‘ rolls	437,986	11	Yemen	4
Empty aluminum Hydrochloric oil ‘ cans	300,327	10	Palestine	5
‘Empty foam dishes ‘empty cartons boxes ‘aluminium dishes liquid ‘ glass bottles white solvent ‘ gases	244,731	24	Lebanon	6
‘ caustic soda peel ‘ Desserts polyethylene	147,387	4	Sudan	7
caustic ‘ polyethylene soda peel	50,353	2	Algeria	8
polyethylene	31,975	2	Morocco	9
Engine oil plastic rolls	19,139	3	Syria	10
Aerosol products and liquids	6,287	1	Liberia	11
	4,851,388	368	total	

Second: Kuwaiti origin exports to other countries of the world:

As for exports to other countries of the world, Belgium occupied the forefront of the World's exporting countries, where the value of its exports amounted to about 1.7 million dinars Kuwaiti, an estimated rate of about 44% of the total exports to other countries of the world, and Turkey ranked second with exports estimated at about 564 thousand KWDs, with an estimated rate of about 14% of the total exports, and Italy ranked third, as its total

exports amounted to about 380 thousand Kuwaiti dinars, an estimated rate of about 10% of the total exports to the countries of the world. As for the rest of the exports of other world countries during this month, they were distributed among Spain, France, Poland, Slovenia, Bulgaria, Guyana, Peru, Brazil, Greece, Luxembourg, America, Singapore, Britain, Portugal, Congo, Guinea, Chile, Germany, and Senegal.

It is noticeable that the exports of the rest of the other countries of the world increased During this month relative to the previous month, by an estimated 24%.

Table 2-4: The value of Kuwaiti exports originating in other countries of the world during March 2021

Percentage%	The value to the nearest thousand	country	statement
14.2	564	Turkey	1
9.6	380	Italy	2
5.9	235	Spain	3
43.9	1,742	Belgium	4
8.3	331	Portugal	5
0.4	15	Cyprus	6
5.5	218	France	7
1.6	60	Guyana	8
1.0	41	Slovenia	10
0.0	1	Congo	12
1.3	50	Poland	13
0.5	23	United States of America	14
2.6	104	Britain	16
1.5	60	Guyana	17
1.5	59	Singapore	18
0.6	22	Luxembourg	19
0.5	18	Peru	20
0.4	17	Bulgaria	21
0.4	15	Brazil	22
0.2	8	Chile	23
0.1	3	Germany	24
-	1	Senegal	25
100	3,967	total	
-	3,809	Total for February 2021	
-	4,724	Total for March 2021	

Table 2-5: Certificates of Origin issued to other countries of the world according to the most important products during the month of March 2021

Product Type	2021 March		country	s
	The total value (KD)	Number of certificates		
Caustic Soda Flakes ethylene glycol Polyethylene	1,740,587	12	Belgium	1
Polyethylene	564,952	29	Turkey	2
Polyethylene polypropylene Ferro silicone	380,372	7	Italy	3
Polyethylene polypropylene	331,928	6	Portugal	4
Polyethylene	235,059	9	Spain	5
Caustic Soda Flakes sweets Polyethylene	217,859	9	France	6
Caustic Soda Flakes	103,937	11	Britain	7
White solvent	60,162	2	Guyana	8
White solvent	60,160	1	Guyana	9
Caustic Soda Flakes	58,656	1	Singapore	10
Polyethylene	49,691	5	Poland	11
Polyethylene	41,358	3	Slovenia	12
Polyethylene	22,483	1	Luxembourg	13
Caustic Soda Dairy products	21,575	2	USA	14
Caustic Soda Flakes	18,183	1	Peru	15
Polyethylene	16,508	2	Bulgaria	16
Caustic Soda Flakes	15,429	1	Brazil	17
Polyethylene	15,058	2	Greece	18
Caustic Soda Flakes	7,590	1	Chile	19
Caustic Soda Flakes	3,480	1	Germany	20
juices	1,067	1	Congo	21
Central air conditioning vents	746	1	Senegal	22
	3,966,840	108	total	

Third: Kuwait originating exports to the countries of the Gulf Cooperation Council:

As for exports to the countries of the Gulf Cooperation Council, the State of Qatar ranked first among the Gulf countries to export to, as the value of its exports amounted to about 58 million Kuwaiti dinars, an estimated rate of about 93% of the total exports, and the United Arab Emirates ranked second with exports estimated at about 3.4 million Kuwaiti dinars. With an estimated rate of about 5% of total exports, and the Saudi Arabia ranked third, as its total exports amounted to about 749 thousand Kuwaiti dinars, an estimated 1.1% of the total exports to the Gulf countries, and the rest of the exports during this month it distributed to the Sultanate of Oman and the Kingdom of Bahrain.

It is noticeable that the exports of the Gulf Cooperation Council countries increased during this month relative to the previous month by an estimated 1273%, while there was a decrease in the exports of the month of the Gulf Cooperation Council countries in relation to the exports of the same month last year, estimated at about 687%.

Table 2-6: A statement of the national exports of the Gulf Cooperation Council countries during March 2021 the value is to the nearest thousand

2020 March	2021 Feb	2021 March	Country
942	839	749	Saudi
2,381	3,020	58,303	Qatar
4,163	596	3,421	UAE
235	166	99	Sultanate of Oman
244	75	181	Bahrain
7,965	4,696	62,753	total
13	7	100	The Record for 2021=100

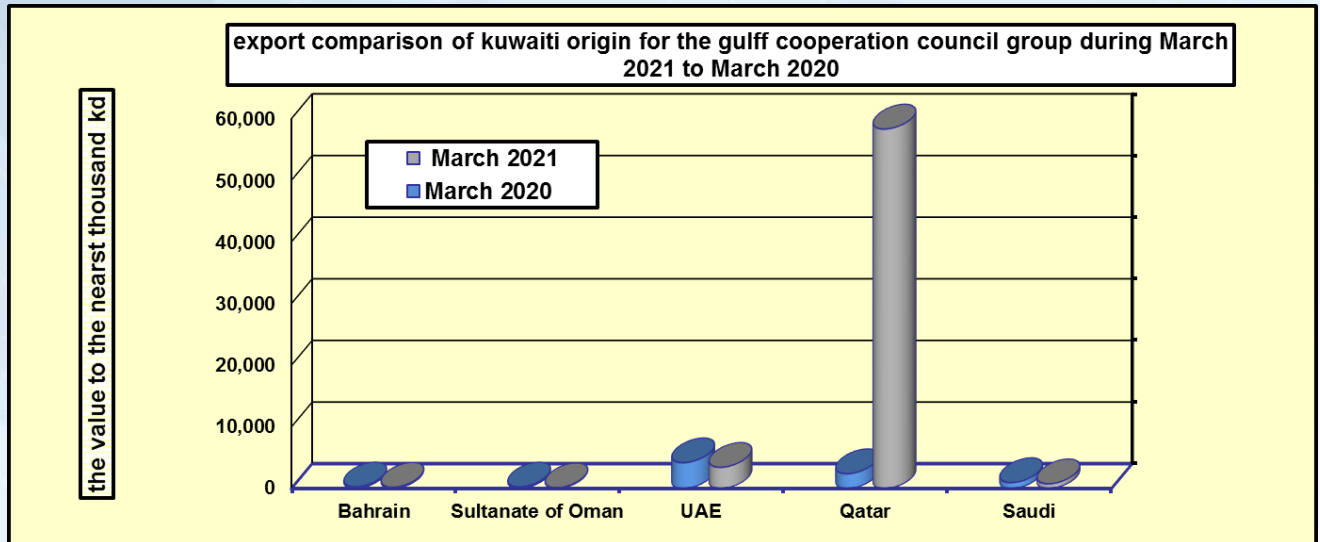


Table 2-7: Certificates of Origin issued to the Gulf Cooperation Council countries, according to the most important products, during March 2021

Product Type	2021 March		country	s
	The total value (KD)	Number of certificates		
liquid gases White solvent parts of glass wool panels empty cartons steel buildings plastic Air conditions boxes pressure boxes and lids aluminium food items plates cool elderly diapers rolls parts of steel buildings boxes thermal polypropylene polymeric dyes insulator protection polyethylene alkyd paper bags panels Michelson petroleum plastics tan water cooling charcoal units	58,303,162	165	Qatar	1
belt quilts liquid gases White solvent sander paper polyethylene carton box dyes aerosol caustic soda peel products and liquids Michelson petroleum charcoal base oil	3,421,239	136	UAE	2
paper bags ventilation holes empty cartons boxes perfume liquid gases aluminium tank trailer fiber doors polyethylene camel soap products iron pipes paper bags Ferro silicon perfume plastic roll protective coating alkyd lacquer glass bottles	749,081	261	Saudi	3
liquid gases White solvent belt sander hydrochloric acid polyurethane system paper person lifting Equipment caustic soda peel foodstuffs electric sheep fat honey aluminium windows elevator	180,312	75	Bahrain	4
aerosol paper boxes White solvent glass honey products and liquid wool panels	98,813	21	Sultanate of Oman	5
	62,752,607	658	total	

**Table 2-8: A comparison statement for single issuance certificates in the world
Distributed geographically during March 2021**

2021 March		Continent	s
The total value (KD)	Number of certificates		
62,752,607	658	Gulf Cooperation Council Countries	1
3,986,538	352	Asia	2
1,045,641	22	Africa	3
3,723,272	97	Europe	4
0	0	Australia	5
62,777	5	The Americas	6
71,570,835	1,134	Total	

Table 2-9: Certificates of Origin issued for National Petroleum Products to Kuwait Petroleum Corporation during March 2021

Product Type	2021 March		country	s
	The total value (KD)	Number of certificates		
Gas oil	0	0	Egypt	1
	0	0	Total	

Valuables Metals

The ministry stamped about 2.4 tons of gold during February 2021, compared to about 1.4 tons in February 2020.

There was also a noticeable decrease in the quantities of silver that were stamped during this month compared to February 2020, as it reached about 39 kg during the month after it recorded about 117 kg during February of last year.

There has also been a decrease in the quantities of valuable stones that were examined and evaluated by the Ministry, which was estimated at about 28% compared to last February, as the quantities of stones reached 60 pieces during the current month, compared to 83 pieces during last February.

The quantity of gold and silver bars reached 3,016 tons during this month, compared to 551 kg in February 2020, an increase of 447%.

(For more details, see the following tables)

Quantities of jewels and precious stones, and fees collected during March 2021 compared to March 2020

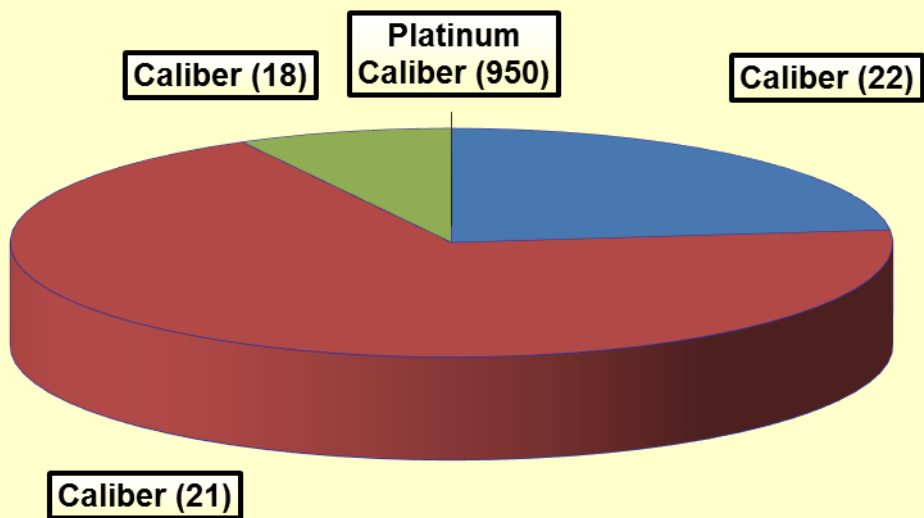
Change %	2020 March	2021 March	Statement
–	–	3,138.518	Quantities of stamped gold (KG)
–	–	156,925.900	Gold Stamping Feez (KWD)
–	–	55.796	Quantities of stamped silver (kg)
–	–	608.876	Silver Stamp Feez
–	–	79	Quantities of valuable stones checked and evaluated (piece)
–	–	50,569.700	Examination Feez (KWD)
–	–	4,930.628	The amount of gold and silver bars (kg)
–	–	192,412.555	Bullion Feez (KWD)

The quantities of Stamped gold for March 2021 compared In Feb 2021 and March 2020

(weight Kg)

Total	Platinum Caliber (950)	Caliber (18)	(21) Caliber	Caliber (22)	Statement	
1,543.390	–	20.222	1,188.452	334.716	Local source	2021 March
1,595.128	–	227.005	973.541	394.582	External source	
3,138.518	–	247.227	2,161.993	729.298	total	
1,168.905	38.000	14.529	937.238	179.138	Local source	2021 Feb
1,223.252	266.850	152.304	497.195	306.903	External source	
2,392.157	304.850	166.833	1,434.433	486.041	total	
–	–	–	–	–	Local source	2020 March
–	–	–	–	–	External source	
–	–	–	–	–	total	

the quantities of stamped gold during March 2021



Support

- During the month of March 2021, the Ministry provided support for many materials estimated at approximately 12 million Kuwaiti dinars 11,530,130, and thus its subsidy increased by an estimated 21% compared to last month.

- *The group of basic materials that are disbursed through the Support card for this month received an estimated support of about 6 million Kuwaiti dinars, and its percentage is about 51% of the total support referred to above, and this group includes Peshawar Rice, sugar, powder milk, vegetable oil, tomato souse, chicken. Its subsidy has increased by an estimated 66% compared to last February, but if the support for infant formula and feeders is added to this group at an estimated rate of about 3% of the total support, thus the total support for the flour milling company will be about 54% of the total support spent during March 2021.

The value of the previous materials subsidy was disbursed to the Kuwait Catering Company, which was estimated to total approximately 6 million Kuwaiti dinars. Its subsidies increased by an estimated 60% from what was disbursed last month..

- *The cement subsidy for the Kuwait Catering Company and Kuwait Cement Company has reached about 386 thousand dinars, at an estimated rate of about 3% of the total subsidy, and an increase in subsidies has been observed, by an estimated 20% compared to last month.

- The iron subsidy provided by the ministry during the month amounted to about 1 million KWD, which represents an estimated 11% of the month's subsidy, and an increase of about 22% compared to last month is noted.

- The white insulating bricks subsidy during this month amounted to 223 thousand dinars, an estimated rate of about 2% of the total subsidy for the month, and compared to last month, a decrease of about 22% is noticed.

- Air conditioning support amounted to about 939 thousand Kuwaiti dinars, an estimated rate of about 8% of the total support, and a increase of about 12% compared to last month is noticeable.

- The concrete subsidy amounted to about KD 1.7 million, an estimated rate of about 15% of the total support, and an increase of about 17% compared to the previous month.

- As for cement bricks, its subsidy amounted to about 257thousand dinars, or 2% of the total subsidy for the month, and it is noticeable that there is an estimated decrease of about 19% compared to last month

- The support for health teams amounted to about 58 thousand Kuwaiti dinars, with an estimated rate of the total support spent, and an increase of about 47% compared to last month

- As for electrical wires, their subsidies amounted to about 237 thousand Kuwaiti dinars, at a rate of 2% of the monthly subsidy, and it is noticeable that there has been a decrease of about 4% compared to the previous month.

- The ceramic and porcelain subsidy amounted to about 13 thousand Kuwaiti dinars, with a negligible percentage of the total subsidy for the month. It is noticeable that there has been a remarkable increase of about 51% compared to last month
- External cladding subsidies amounted to about KD 153 thousand, with an estimated rate of about 2% of the total subsidy for the month, and a decrease of about 13% compared to last month is noted.

This has been spent about 744 thousand cement bags to 409 beneficiary, plus to 11, 7 ton thousands of iron to 380 beneficiary, and the drainage of lime bricks to 2 beneficiary the quantity was 3 thousand bricks ,drainage of white insulating bricks to 380 beneficiaries the amount was about 36 thousand square meters, it has been disbursed cement bricks to 380 beneficiaries reached a quantity 5 million bricks , and spend ready mixed concrete to 380 beneficiary the quantity was 159 thousand square meter all these materials during March 2021.

As for the number of beneficiaries in air conditioning, their number reached 340 beneficiaries, and the amount of 1.7 thousand Kuwaiti dinars was disbursed, and the number of beneficiaries of health kits reached 101, and an amount of about 32 thousand was disbursed to them. The number of ceramic and porcelain beneficiaries reached 1 beneficiaries,. As for the ceramic and porcelain 6 beneficiaries , the number of beneficiaries was 34, and 11 thousand dinars were disbursed to them. As for the beneficiaries of coarse dyes, the number reached 38 beneficiaries, and 57 thousand dinars were disbursed to them, and the beneficiary from rough dyes their number reached 28 beneficiaries and it was spent 39 thousand kd for them during March 2021.

A statement of the support amounts spent during March 2021 for the month of Feb 2021

Outgoing support		Quantities spent on subsidy	Weight or packing	Materials	s
dinar	files				
Kuwait Supply Co. (1)					
2,498,950	-	7,000,000	KG	Peshawar Rice	1
122,640	-	1,752,000	KG	Sugar	2
1,520,545	522	87,696	6 pack carton	Powdred milk	3
888,078	953	903,024	6 pack carton	Vegetabel oil	4
94,180	788	115,058.075	Carton	Tomato paste	5
778,033	812	2,550,809	KG	Chicken	6
-	-	-	KG	Lentil	7
-	-	-	KG	Flour	8
5,902,429	075	Total Basic material support			
Baby Milk and Nutrients.					
14,108	250	750	Carton package 24 x 0.400 gr	Baby nutrition Cerelac	1
15,028	800	1,000	Carton Package 12 x 0.400 gr	Nan baby milk (1)	2
22,543	200	1,500	Carton Package 12 x 0.400 gr	Nan baby milk (2)	3
25,716	300	2,300	Carton Package 12 x 0.400 gr	Nan baby milk (3)	4
71,450	662	1,712	Carton package 24 x 0.400 gr	Similac gold baby milk (1)	5
-	-	-	Carton package 24 x 0.400 gr	Similac gold baby milk (2)	6
86,516	250	2,500	Carton package 24 x 0.400 gr	Similac gold baby milk (3)	7
-	-	-	Carton package 24 x 0.400 gr	baby nutrition pediashure complete +1	8
-	-	-	Carton package 24 x 0.400 gr	Similac baby milk total comfort (1)	9
-	-	-	Carton package 24 x 0.400 gr	Similac baby milk total comfort (2)	10
-	-	-	Carton package 24 x 0.400 gr	Similac baby milk total comfort (3)	11
12,053	680	400	Carton package 24 x 0.400 gr	S26 pro gold baby milk	12
12,053	680	400	Carton package 24 x 0.400 gr	S26 promeal gold baby milk (2)	13
-	-	-	Carton package 24 x 0.400 gr	S26 progress gold baby milk (3)	14
8,787	640	850	Carton package 24 x 0.400 gr	Aptamil baby milk (1)	15
13,196	925	1,750	Carton package 24 x 0.400 gr	Aptamil baby milk (2)	16
-	-	-	Carton package 24 x 0.400 gr	Bebelac baby milk (1)	17
-	-	-	Carton package 24 x 0.400 gr	Bebelac baby milk (2)	18
4,973	920	700	Carton Package 12 x 0.400 gr	Novalack (1)	19
10,118	880	1,200	Carton Package 12 x 0.400 gr	Novalack (2)	20
10,962	120	1,300	Carton Package 12 x 0.400 gr	Novalack junior	21
307,510	307	Total baby milk and nutrient support			
6,209,939	382	Total outgoing support to Kuwait Supply Company			
Kuwait Cement Company (2)					
6,264	-	6,525	50 kg bag	Black cement for real estate loan recipients	
Kuwait National Industries Company (3)					
-	-	-	Square meters	Lime brick for real estate loan recipients	
Kuwait Supply Co. (4)					
380,036	160	377,020	bags	Cement Supply	1
1,325,728	950	7,471	Tons	Iron	2
223,174	875	12,980	Square meters	Insulating white bricks	3
938,726	250	179	beneficiaries	Air conditioner	4
1,728,039	600	87,540	Square meters	الخرسانة	5
257,376	-	1,915,000	Brick	Cement bricks	6
58,275	-	167	beneficiaries	Sanitary sets	7
236,880	-	143	beneficiaries	Electrical wires	8
12,705	-	7	beneficiaries	Ceramic and porcelain	9
152,985	-	97	beneficiaries	External cladding	10
-	-	-	beneficiaries	Waterproofing	11
5,320,190	835	Total support spent on construction materials			
11,530,130	217	The total support spent for the month of March 2021 is (five million three hundred twenty thousand one hundred eightean Kuwaiti Dinars, eight hundred thirty-five fils)			

Funds disbursed by major groups during March 2021 compared to March 2020

To the nearest thousand KD

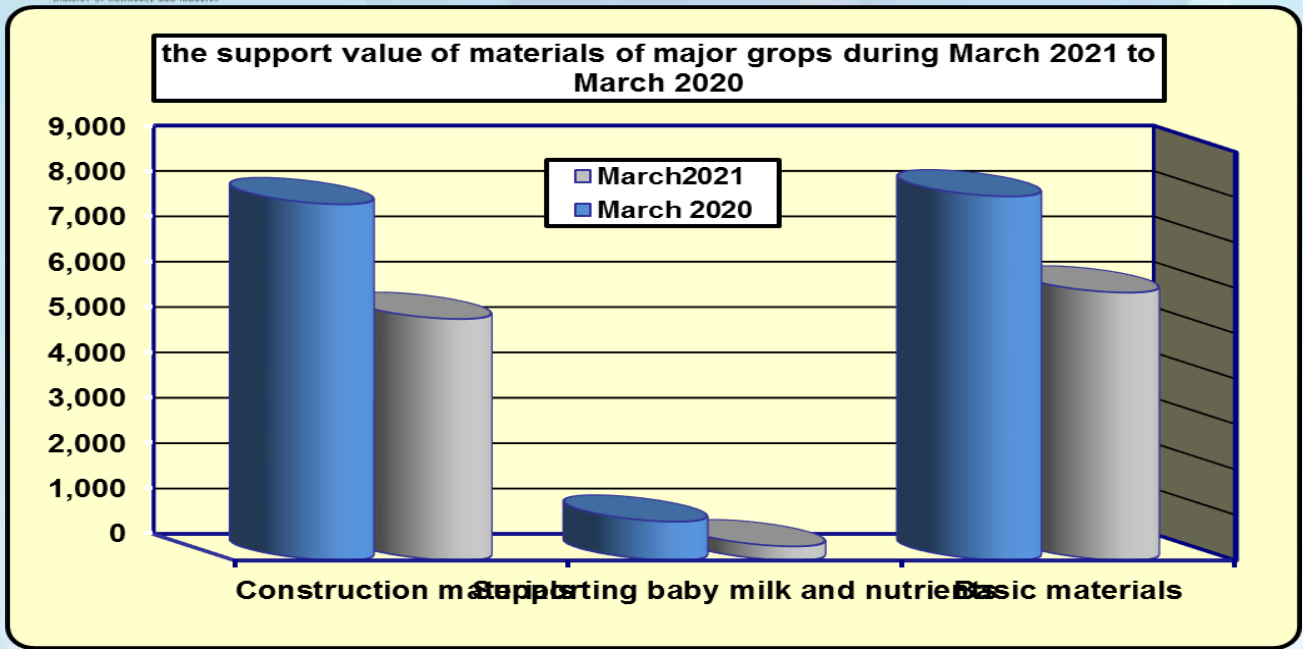
Change %percentage	March 2020	March 2021	Statement
-26	8,022	5,902	Basic materials
-64	852	308	Supporting baby milk and nutrients
-32	7,849	5,320	Construction * materials
-31	16,723	11,530	total

Beneficiaries of subsidized construction materials during March 2020 compared to March 2019

%Change percentage		March 2020		March 2021		Unit	Materials
Amount	Number of beneficiaries	Amount	Number of beneficiaries	Amount	Number of beneficiaries		
-	-	-	-	743,740	409	Bag	Cement
-	-	-	-	11,740	380	Tons	Iron
-	-	-	-	3,000	2	Brick	Lime Bricks
-	-	-	-	35,920	380	Brick	Insulating white bricks
-	-	-	-	5,309,000	380	Brick	Cement bricks
-	-	-	-	159,480	380	Square meters	Ready Mix Concrete

المبالغ بالدينار الكويتي

%Change percentage		March 2020		March 2021		Materials
Fees	Number of beneficiaries	Fees	Number of beneficiaries	Fees	Number of beneficiaries	
-	-	-	-	1,700,000	340	Central air-conditioning
-	-	-	-	32,100	101	Sanitary Sets
-	-	-	-	10,500	6	Ceramic and porcelain
-	-	-	-	57,300	38	Electricity wires
-	-	-	-	39,300	28	Coarse dyes
-	-	-	-	990,000	550	Waterproofing



indicators

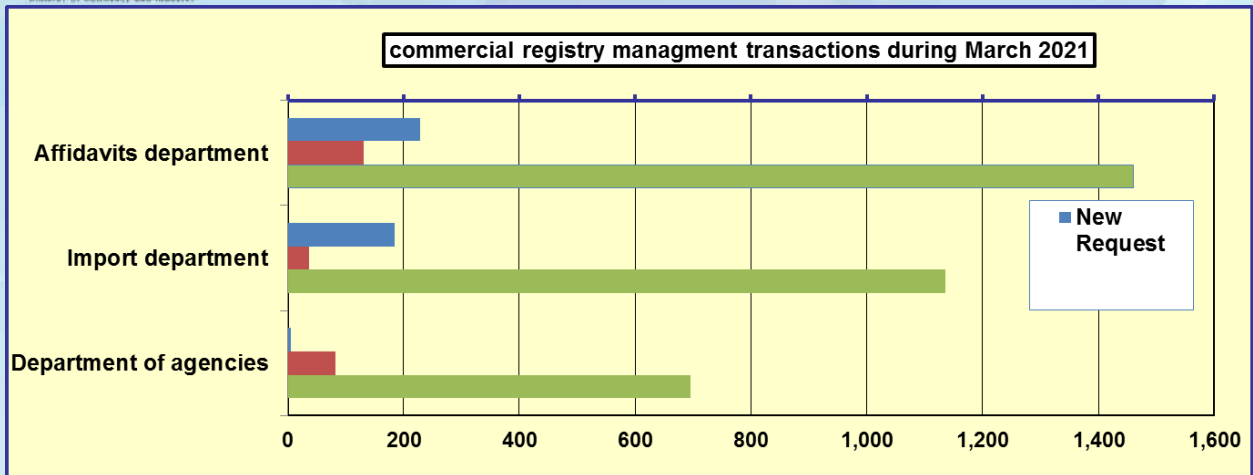
(Commercial Registry - Trademarks)

First: the commercial registry:

1- The number of commercial registry department requests (affidavits, imports, agencies) reached 419 applications distributed into 3 departments, the import department ranked first and got 50%, the affidavits section came in second with 29% and finally the imports section with a rate equivalent to 21%

A statistical statement of the number of commercial registry management transactions during the month of March 2021

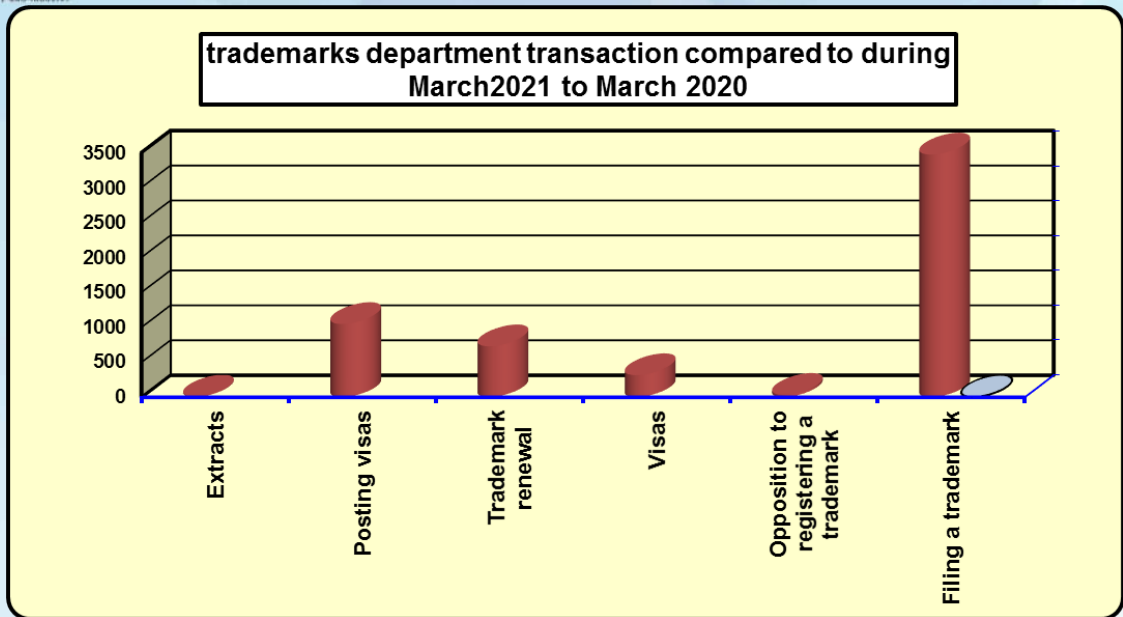
Percentage %	total	Cancelled request	Request under implementation	New Request	statement
29	1,820	1,460	131	229	Affidavits department
21	1,356	1,135	37	184	Import department
50	3,176	695	82	6	Department of agencies
100	6,352	3,290	250	419	total



Second: Trademarks

- 1- A trademark filing reached 3.470 transactions, during the month of March 2021
- 2- An objection to registering a trademark reached 19 transactions during the month of March 2021
- 3- The marking of a trademark reached 314 transactions during the month of March 2021
- 4- A trademark renewal request amounted to 727 transactions during March 2021
- 5- The publication of visas reached 1.046 transactions, during the month of March 2021
- 6- Extracts amounted to 1 transaction during the month of March 2021.

Change Percentage %%	Fees (KWD)	March 2021	statement
62	3,054,475	3,470	Filing a trademark
1	3,135	33	Opposition to registering a trademark
6	6,445	314	Visas
13	193,600	727	Trademark renewal
19	40,690	1,046	Posting visas
0	405	9	Extracts
100	3,298,750	5,599	total



Domestic and international exhibitions

The issuance of temporary exhibitions has been stopped as a precaution to prevent from the corona virus, Circular No. (5) for the year 2020 dated 26/2/2020 until further notice.